



Location: CMA5b - Pedestrian Plaza

Report on 24-hour TSP monitoring for EP-376/2009

Action Level - 209.9 µg/m³

Limit Level - 260 µg/m³

Date	Sampling Time	Weather Condition	Filter paper no.	Filter Weight, g		Elapse Time, hr		Sampling Time, hr	Flow Rate, m ³ /min			Total Volume, m ³	TSP Level, µg/m ³
				Initial	Final	Initial	Final		Initial, Q _{si}	Final, Q _{sf}	Average		
29-Dec-15	8:00	Cloudy	014284	2.8777	3.0825	5922.03	5946.03	24.00	0.81	0.81	0.81	1165	175.7
4-Jan-16	8:00	Cloudy	014134	2.7954	2.9188	5949.03	5973.03	24.00	0.80	0.80	0.80	1147	107.6
11-Jan-16	15:20	Rainy	014476	2.7770	2.8254	5979.03	6003.03	24.00	0.73	0.74	0.74	1060	45.6
22-Jan-16	14:00	Cloudy	014464	2.7580	2.8283	6047.07	6071.07	24.00	0.81	0.83	0.82	1182	59.5

Remark: Due to interruption of electricity, the 24hr TSP monitoring was rescheduled from 9 and 21 January 2016 to 11 and 22 January 2016 respectively.

Report on 1-hour TSP monitoring for EP-376/2009

Action Level - 339.7 µg/m³

Limit Level - 500 µg/m³

Date	Sampling Time	Weather Condition	Filter paper no.	Filter Weight, g		Elapse Time, hr		Sampling Time, hr	Flow Rate, m ³ /min			Total Volume, m ³	TSP Level, µg/m ³
				Initial	Final	Initial	Final		Initial, Q _{si}	Final, Q _{sf}	Average		
30-Dec-15	8:41	Cloudy	014096	2.8800	2.8857	5946.03	5947.03	1.00	0.74	0.74	0.74	45	128.0
30-Dec-15	9:45	Cloudy	014341	2.8254	2.8316	5947.03	5948.03	1.00	0.74	0.74	0.74	45	139.2
30-Dec-15	13:00	Cloudy	014345	2.8339	2.8407	5948.03	5949.03	1.00	0.78	0.78	0.78	47	146.0
5-Jan-16	9:08	Rainy	014130	2.8063	2.8116	5973.03	5974.03	1.00	0.73	0.73	0.73	44	121.3
5-Jan-16	10:15	Rainy	014125	2.8053	2.8111	5974.03	5975.03	1.00	0.73	0.73	0.73	44	132.7
5-Jan-16	13:00	Rainy	014382	2.8059	2.8119	5975.03	5976.03	1.00	0.73	0.73	0.73	44	137.3
11-Jan-16	8:34	Rainy	014496	2.7943	2.7963	5976.03	5977.03	1.00	0.80	0.80	0.80	48	41.6
11-Jan-16	10:45	Rainy	014494	2.7957	2.8004	5977.03	5978.03	1.00	0.87	0.87	0.87	52	90.1
11-Jan-16	13:30	Rainy	014485	2.8273	2.8316	5978.03	5979.03	1.00	0.73	0.73	0.73	44	97.6
22-Jan-16	8:30	Rainy	014520	2.8739	2.8752	6044.07	6045.07	1.00	0.74	0.74	0.74	45	29.1
22-Jan-16	10:05	Rainy	014390	2.8280	2.8303	6045.07	6046.07	1.00	0.81	0.81	0.81	49	47.2
22-Jan-16	13:00	Rainy	014394	2.8188	2.8207	6046.07	6047.07	1.00	0.74	0.74	0.74	45	42.5



Location: CMA6a - WDII PRE Office

Report on 24-hour TSP monitoring for EP-376/2009

Action Level - 207.1 µg/m³

Limit Level - 260 µg/m³

Date	Sampling Time	Weather Condition	Filter paper no.	Filter Weight, g		Elapse Time, hr		Sampling Time, hr	Flow Rate, m ³ /min			Total Volume, m ³	TSP Level, µg/m ³
				Initial	Final	Initial	Final		Initial, Q _{si}	Final, Q _{sf}	Average		
29-Dec-15	8:00	Cloudy	014260	2.8895	3.0876	20972.29	20996.29	24.00	1.21	1.21	1.21	1742	113.7
4-Jan-16	8:00	Cloudy	014363	2.8034	2.9580	20999.29	21023.29	24.00	1.20	1.20	1.20	1724	89.7
9-Jan-16	8:00	Cloudy	014377	2.8135	3.0566	21026.29	21050.29	24.00	1.21	1.20	1.20	1734	140.2
21-Jan-16	8:00	Cloudy	014514	2.7900	2.9128	21080.29	21104.29	24.00	1.21	1.21	1.21	1743	70.5

Report on 1-hour TSP monitoring for EP-376/2009

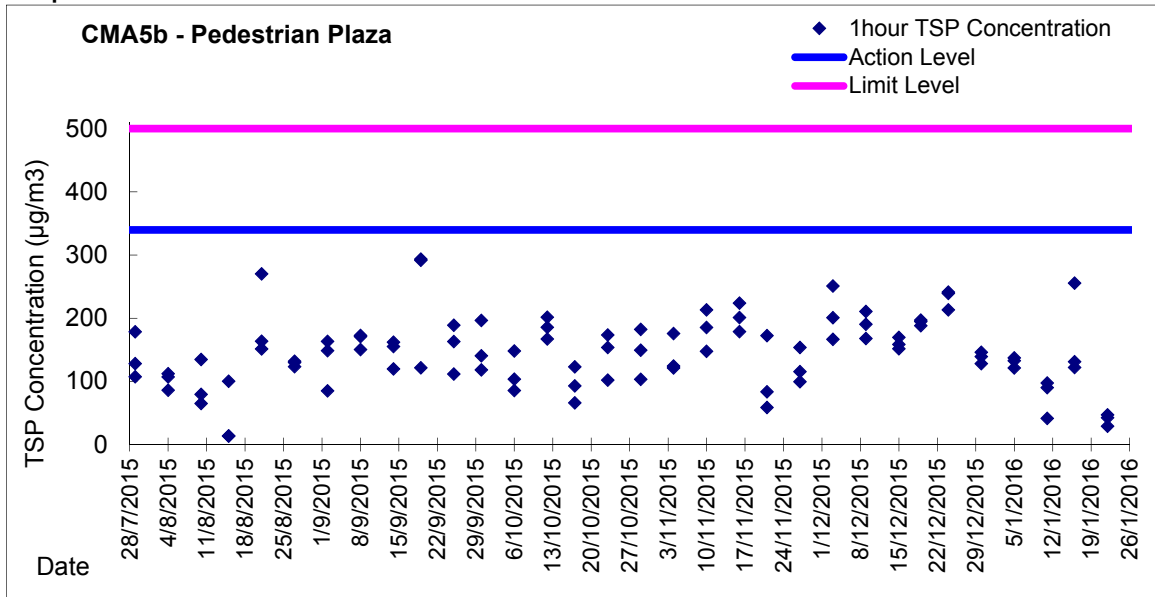
Action Level - 333 µg/m³

Limit Level - 500 µg/m³

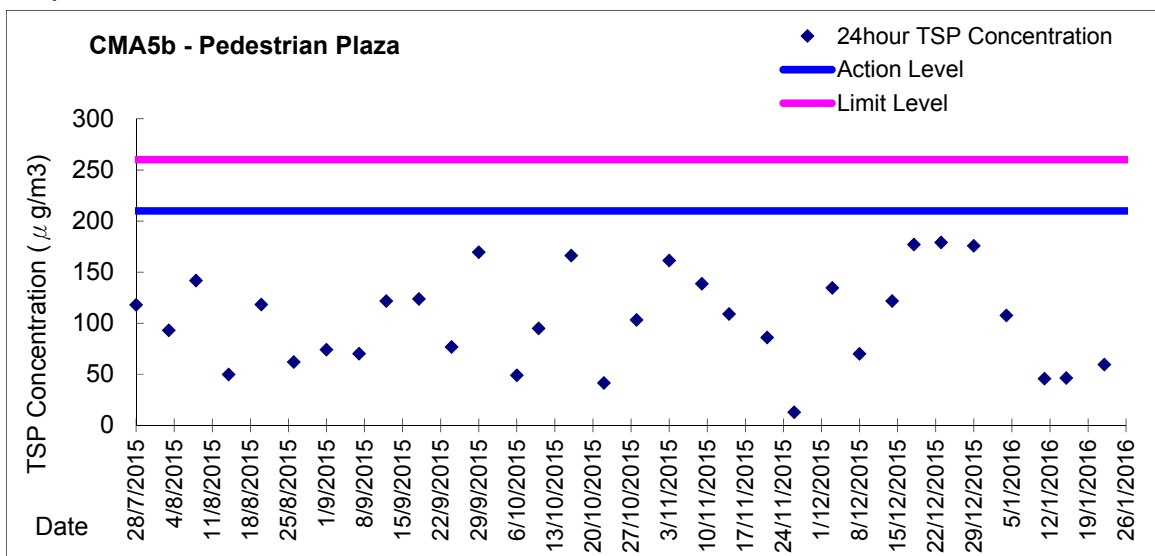
Date	Sampling Time	Weather Condition	Filter paper no.	Filter Weight, g		Elapse Time, hr		Sampling Time, hr	Flow Rate, m ³ /min			Total Volume, m ³	TSP Level, µg/m ³
				Initial	Final	Initial	Final		Initial, Q _{si}	Final, Q _{sf}	Average		
30-Dec-15	8:25	Cloudy	014357	2.8035	2.8132	20996.29	20997.29	1.00	1.21	1.21	1.21	73	133.6
30-Dec-15	9:35	Cloudy	014360	2.7959	2.8052	20997.29	20998.29	1.00	1.21	1.21	1.21	73	128.1
30-Dec-15	10:40	Cloudy	014362	2.8024	2.8116	20998.29	20999.29	1.00	1.21	1.21	1.21	73	126.7
5-Jan-16	8:50	Rainy	014367	2.8182	2.8255	21023.29	21024.29	1.00	1.20	1.20	1.20	72	101.7
5-Jan-16	10:00	Rainy	014370	2.8284	2.8358	21024.29	21025.29	1.00	1.20	1.20	1.20	72	103.1
5-Jan-16	13:00	Rainy	014347	2.8112	2.8225	21025.29	21026.29	1.00	1.20	1.20	1.20	72	157.5
11-Jan-16	8:20	Rainy	014379	2.8205	2.8255	21050.29	21051.29	1.00	1.20	1.20	1.20	72	69.3
11-Jan-16	10:56	Rainy	014493	2.7860	2.7923	21051.29	21052.29	1.00	1.20	1.20	1.20	72	87.3
11-Jan-16	13:00	Rainy	014486	2.8148	2.8207	21052.29	21053.29	1.00	1.20	1.20	1.20	72	81.8
22-Jan-16	8:25	Rainy	014402	2.8027	2.8052	21104.29	21105.29	1.00	1.21	1.21	1.21	73	34.4
22-Jan-16	9:50	Rainy	014405	2.7885	2.7900	21105.29	21106.29	1.00	1.21	1.21	1.21	73	20.6
22-Jan-16	11:00	Rainy	014408	2.7867	2.7965	21106.29	21107.29	1.00	1.21	1.21	1.21	73	134.7



Graphic Presentation of 1 hour TSP Result for EP-376/2009

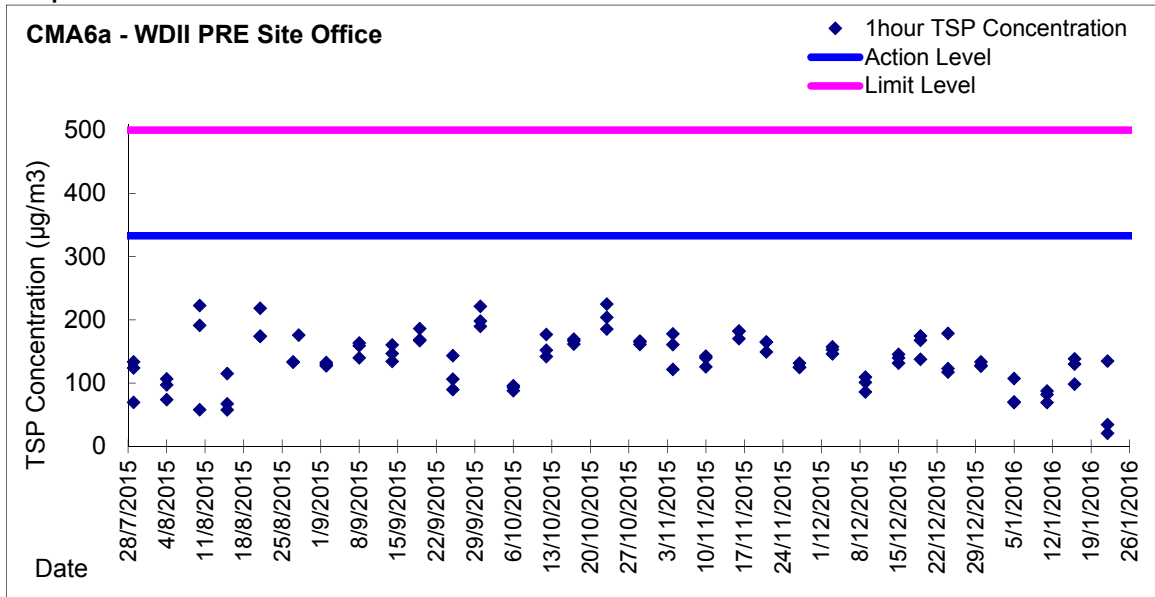


Graphic Presentation of 24 hour TSP Result for EP-376/2009





Graphic Presentation of 1 hour TSP Result for EP-376/2009



Graphic Presentation of 24 hour TSP Result for EP-376/2009

